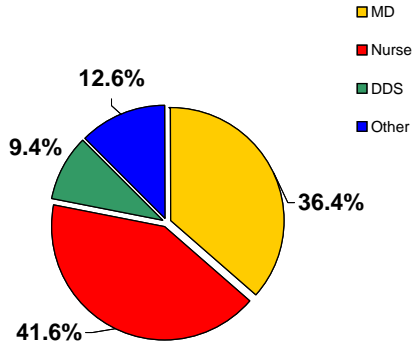


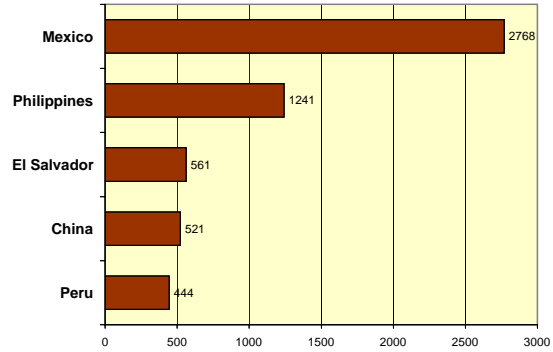
**Welcome Back Initiative  
Participant Data – June, 2010**

**Professions**



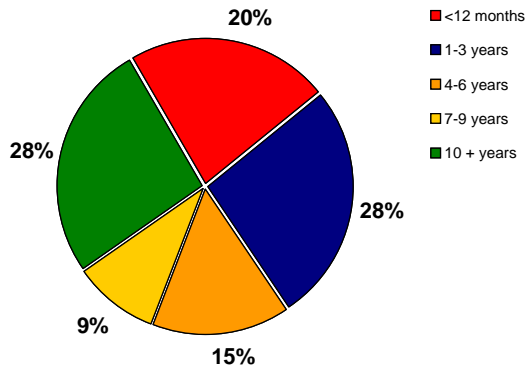
Other includes: psychologists, speech therapists, pharmacists, midwives, physical therapists, social workers, lab technicians.  
Total Participants: 10,430 as of June, 2010

**Country of Origin - Top 5**



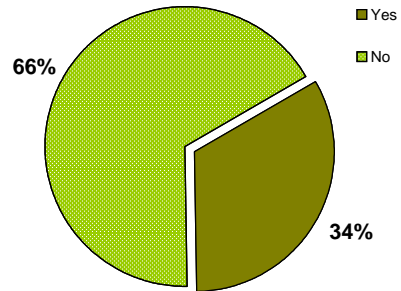
At least 46% of our Participants come from Latin America and 24% are from Asia.

**Time in the US**



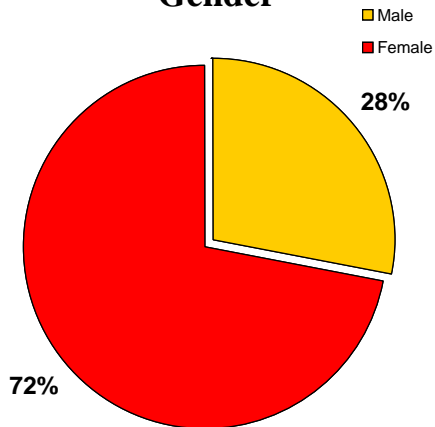
At the time of first contact with Welcome Back, 48% of our participants have been in the US less than 3 years.

**Working in Health at Initial Contact**

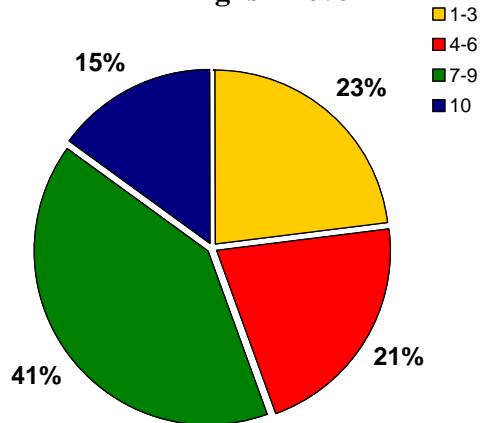


At the time of initial contact 66% of our participants were not working in health.

**Gender**



**English Level**



English level based on self-assessment.