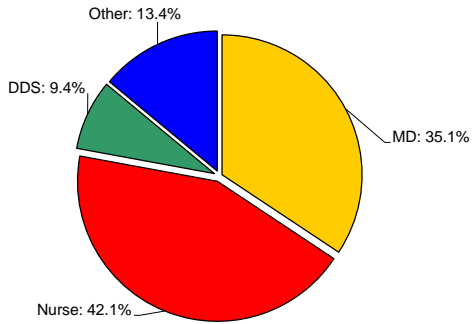




Welcome Back Initiative

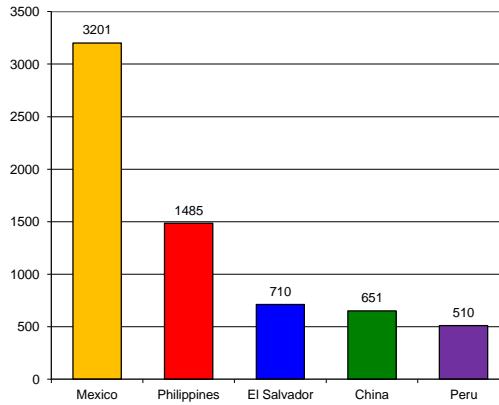
Participant Data – As of the 3rd Quarter of 2014

Professions



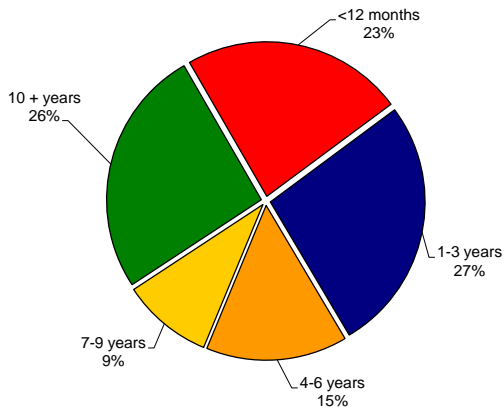
Other includes: psychologists, speech therapists, pharmacists, midwives, physical therapists, social workers, lab technicians.
 Total Participants: 14,348 as of the 3rd Quarter of 2014

Country of Origin - Top 5



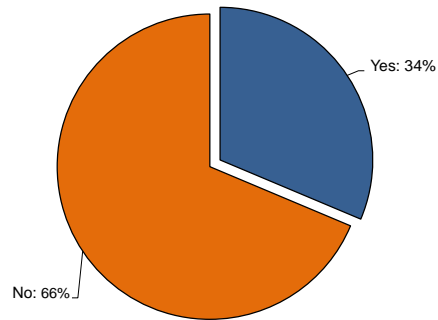
At least 44% of our Participants come from Latin America and 31% are from Asia.

Time in the US



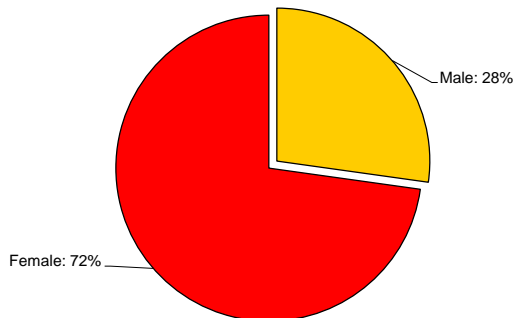
At the time of first contact with Welcome Back, 50% of our participants have been in the US less than 3 years.

Working in Health at Initial Contact

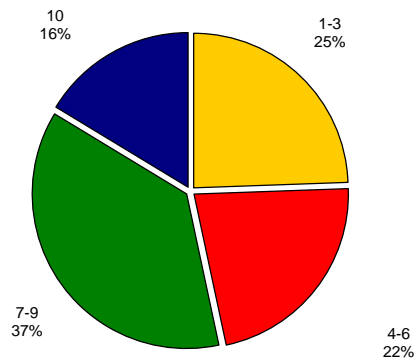


At the time of initial contact 66% of our participants were not working in health.

Gender



English Level



English level based on self-assessment.